



11/15/2023

11/15/2023 10:10 AM

.....

.....

.....

.....

.....

.....

.....

.....

.....

.....

.....

.....

.....

.....

.....

.....

.....

.....

.....

.....

.....

.....

.....

.....

.....

.....

.....

.....

.....

.....

.....

.....

.....

.....

.....

.....

.....

.....

.....

.....

.....

.....

.....

.....

.....

.....

	2016	2017	2018	2019
Unallocated	(3,860,293.40)	(3,860,293.40)	(3,860,293.40)	(3,860,293.40)
Debt	(8,200,405.54)	(8,200,405.54)	(8,200,405.54)	(8,200,405.54)
Total	(12,060,698.94)	(12,060,698.94)	(12,060,698.94)	(12,060,698.94)
Total Revenue	(32,878,087.89)	(38,002,120.04)	(30,013,000.00)	(34,752,271.38)

Personnel

	2016	2017	2018	2019
Personnel	3,700,100.00	3,700,100.00	3,700,100.00	3,700,100.00
Other	3,300,985.24	3,300,985.24	3,300,985.24	3,300,985.24
Total	7,001,085.24	7,001,085.24	7,001,085.24	7,001,085.24

	2016	2017	2018	2019
Other	3,300,985.24	3,300,985.24	3,300,985.24	3,300,985.24

	2016	2017	2018	2019
Other	3,300,985.24	3,300,985.24	3,300,985.24	3,300,985.24

	2016	2017	2018	2019
Other	3,300,985.24	3,300,985.24	3,300,985.24	3,300,985.24

	2016	2017	2018	2019
Other	3,300,985.24	3,300,985.24	3,300,985.24	3,300,985.24

	2016	2017	2018	2019
Other	3,300,985.24	3,300,985.24	3,300,985.24	3,300,985.24

	2016	2017	2018	2019
Other	3,300,985.24	3,300,985.24	3,300,985.24	3,300,985.24

	2016	2017	2018	2019
Other	3,300,985.24	3,300,985.24	3,300,985.24	3,300,985.24



Manual Chapter 3.3.3.7: Feedback

Feedback

Feedback

Feedback

Feedback

Feedback

Feedback

Feedback

Feedback

Feedback

Feedback

Feedback

Feedback

Feedback

Feedback

Feedback

Feedback

Feedback

Feedback

Feedback

Feedback

Feedback

Feedback

Feedback

Feedback

Feedback

Feedback

Feedback

Feedback

Feedback

Feedback

Feedback

Feedback

Feedback

Feedback

Feedback

Feedback

Feedback

Feedback

Feedback

Feedback

Feedback

Feedback

Feedback

Feedback

Feedback

Feedback


Feedback

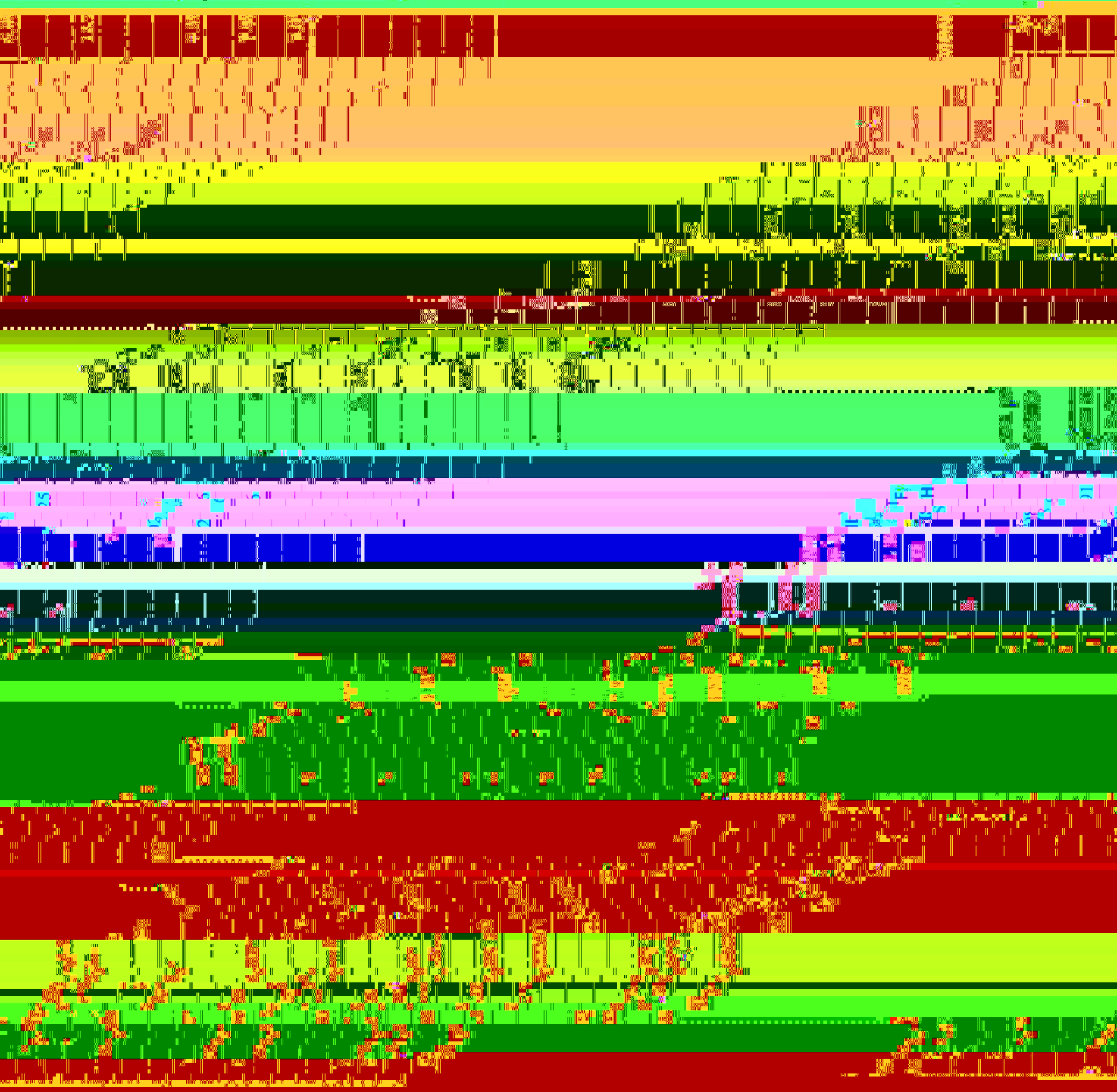
Feedback


Feedback

Feedback

Feedback







THH
DHT

3

8

8

4

5

8

6

THE UNIVERSITY OF THE SOUTH PACIFIC

THE UNIVERSITY OF THE SOUTH PACIFIC

THE UNIVERSITY OF THE SOUTH PACIFIC

AcT JJA
%

7.2%

0.0%

0.0%

3.7%

3.7%



2019-2020 Tuition and Fees Schedule

2019-2020 Tuition and Fees Schedule

2019-2020 Tuition and Fees Schedule

2019-2020 Tuition and Fees Schedule

2019-2020 Tuition and Fees Schedule

2019-2020 Tuition and Fees Schedule

2019-2020 Tuition and Fees Schedule

2019-2020 Tuition and Fees Schedule

2019-2020 Tuition and Fees Schedule

OPERATION & FEE CHARGES FOR FY 16
 MARCH 9, 2015 - Proposal 1

	2014-2015	2015-2016	2015-2016	FY 16
OPERATION & FEE CHARGES	\$2,830,000	\$2,830,000	\$2,830,000	\$2,830,000
OPERATION	\$2,830,000	\$2,830,000	\$2,830,000	\$2,830,000
FEE	\$0	\$0	\$0	\$0
TECHNOLOGY FEE	\$1.40	\$1.40	0.00%	1.17%
OPERATION	\$2,830,000	\$2,830,000	\$2,830,000	\$2,830,000
FEE	\$0	\$0	\$0	\$0
OPERATION	\$2,830,000	\$2,830,000	\$2,830,000	\$2,830,000
FEE	\$0	\$0	\$0	\$0

In State

CONFIDENTIAL - SECURITY INFORMATION


COLLEGE OF BUSINESS

ACCOUNT	AMOUNT	ACCOUNT	AMOUNT
ACCOUNTS RECEIVABLE	10,000	SALES	100,000
INVENTORY	5,000	SALES TAX RECEIVABLE	5,000
CASH	15,000	ACCOUNTS PAYABLE	20,000
EQUITY	30,000	RETAINED EARNINGS	10,000

ACCOUNT	AMOUNT	ACCOUNT	AMOUNT
SALES	100,000	SALES TAX RECEIVABLE	5,000
SALES TAX RECEIVABLE	5,000	ACCOUNTS PAYABLE	20,000
ACCOUNTS PAYABLE	20,000	RETAINED EARNINGS	10,000
RETAINED EARNINGS	10,000		

ACCOUNT	AMOUNT	ACCOUNT	AMOUNT
SALES	100,000	SALES TAX RECEIVABLE	5,000
SALES TAX RECEIVABLE	5,000	ACCOUNTS PAYABLE	20,000
ACCOUNTS PAYABLE	20,000	RETAINED EARNINGS	10,000
RETAINED EARNINGS	10,000		

Journal entry for the sale of goods on credit: Debit Accounts Receivable, Credit Sales, Credit Sales Tax Receivable, Debit Accounts Payable, Debit Retained Earnings.



March 16, 2015

Southern Idaho Board of Planning and Zoning

To: President Fox and the College of Business

From: Michael Peterson

Re: Campus Master Planning Study

Dear President Fox and the College of Business:

Thank you for

USA Architects of Boise

and NMA Architects of St.

West. I hope you find this

is a committee report

and we are very pleased with the results of the study. The study was a great success and we are very grateful to the architects for their hard work and dedication. We will be moving forward with the next steps of the master planning process.

Very truly yours,

Michael Peterson

President, Southern Idaho Board of Planning and Zoning


1234 Main Street, Boise, ID 83725

Phone: (208) 555-1234

Email: mpeterson@sbpz.org

Website: www.sbpz.org

3/16/15



March 16, 2015

Dr. Anand K. Vasanth

[Handwritten Signature]

Dr. Anand K.

Dear Sir,

I am writing to you regarding the...

...

...

...

...

...

...



www.ve.com

NE : NJ

www.ve.com

Re: Ve.com's Migration of Non-Resident Users

Dear Mr. [Name],

We are writing to you regarding the migration of non-resident users from the current website to the new website. The migration is necessary to ensure that all users have access to the new website and that their information is protected. The migration will be completed by [Date].

Yours faithfully,

[Name]

[Address]

[City, State, Zip]

[Phone Number]

[Email Address]

www.ve.com



Compliance as a condition required by Section 702

The following individuals are

responsible for the

of the

of the

of the

of the

of the

of the

of the

of the

of the

of the

of the

of the

of the

of the

of the

of the

of the

of the

of the

of the

of the

of the

of the

of the

of the

of the

of the

of the

of the

of the

of the

of the

of the

of the

of the

of the

of the

of the