

COLLEGE OF SOUTHERN IDAHO
BOARD OF TRUSTEES MEETING

JANUARY 16, 1996

MEETING ROOM

5:30 p.m.

AGENDA

MINUTES

TREASURER'S REPORT

Bid: Telephone Supply

OLD AND NEW BUSINESS

Athletes Grade Review: Jim Dawson

Fish Hatchery Water Rights: Terry Patterson

COLLEGE OF SOUTHERN IDAHO
COMMUNITY COLLEGE DISTRICT
BOARD OF TRUSTEES MEETING
JANUARY 16, 1996

CALL TO ORDER: 5:30 p.m. PRESIDING: LeRoy Craig

ATTENDING: Trustees: LeRoy Craig, Dr. Thad Scholes, Dr.

~~Charles Johnson, Bill Johnson, and Howard Prizer~~

~~Dr. Michael Olson, Vice-Chancellor~~

~~Dr. Clark Bell, Director of Continuing Education~~

Visitors: None

Faculty Representative: None

Times News: Liz Wright

~~MINUTES OF December 10, 1995 were approved as written.~~

~~TREASURER'S REPORT: Acceptance of the Treasurer's report was~~

BIDS:

1. The Board approved the low bid of Greybar for telephone

~~The Board approved the administration accepting the low~~

~~bid.~~
soon as possible.

CSI Trustees
January 16, 1996

PRESIDENT'S REPORT:

Womens Basketball - 3.15, Baseball 2.95, Womens Cross Country - 2.79. Mens Cross Country - 2.67, Volleyball - 2.89. Rodeo - 3.13. Jim noted that thirty three of the ninety three athletes had grade point averages above 3.0 and that the overall average grade point was 2.89. He also

The Board commended Jim Dawson and the coaches for

water available for the hatchery and regulate our program.

water rights.

Educational Plan to the Board. She explained the process

The Board accepted the plan on MOTION by Dr. Charles

Compton's budget recommendation for fiscal year 1997 was a

appropriation is still being analyzed.

when compared to last spring.

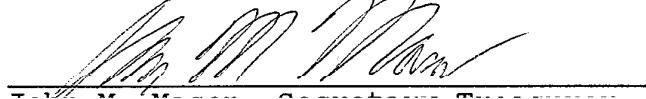
August.

CSI Trustees
January 16, 1996
Page 3


c. The library/academic development center project is
on schedule for a March 15, 1996 move in date.

complete in about thirty days. There is still a possibility
that we could not be finished

ADJOURNMENT was declared at 6:42 p.m.



APPROVED February 26, 1996





COLLEGE OF
SOUTHERN
IDAHO

January 3, 1995

To: President Meyerhoeffer and the College of Southern
Idaho Board of Trustees

From: Mike Mason *[Handwritten Signature]*

Re: Telephones/Telephone Equipment and Telephone Supplies

We received four bids for the specified telephone

Greybar	\$ 9,407.37
Anixter	\$ 9,551.83
AT&T	\$12,109.24

Telephone/Telephone Equipment Bids

Universal Capital	\$ 6,261.50	
Source One	\$ 6,559.00	
A&A Connections	\$ 6,777.00	
ISI	\$ 6,822.00	
CMS	\$ 7,246.00	
AT&T	\$11,373.95	(New equipment vrs reconditioned)

Department a review of the bids by Dick Sterling and

of \$9,407.37 and Universal Capital for the specified phones

The purchase will be paid for from the Department
of Public Works budgeted construction funds

MEMO

To: **College of Southern Idaho Board of Trustees and CSI Administration:**
LeRoy Craig, Donna Brizee, Thad Scholes, Chuck Lehrman, Bill Babock,
Jerry Meyerhoeffer, Jerry Beck, Mike Glen, and Mike Mason

From: Joan E. Edwards

Date: January 10, 1996

Re: Jerome Comprehensive Plan

Enclosed please find a copy of the Jerome Education Specific Plan from the Jerome
Comprehensive Plan Commission for the Board of Trustees meeting to be held on

JEROME

TO: *Jim Cobble, Jerome School District and Dr. Joan Edwards, College of*

SUBJECT: *Modifications to the Draft Jerome Education Specific Plan since December 1995 version*

DATE: *January 5, 1995*

As you know the Draft Jerome Joint Agency Comprehensive Plan was presented to the public at open houses conducted on December 6 and 7, 1995 in Jerome and Eden. The Jerome Education Specific Plan is a key component of that document.

The comment card received from the public is summarized as follows:

summarized as follows:

- Minor editorial changes throughout the document including capitalization, punctuation and acronyms.
- Modification of recommendation section to include the following:

Change #1 to:

The Jerome Education Citizens Committee

Add:

2. The Jerome Education Citizens Committee encourages that

3. The Jerome Education Citizens Committee supports CSI in their efforts to bring advanced degree

4. The Jerome Education Citizens Committee recommends that the dialogue with CSI

Jerome County
City of Jerome
City of Hazelton
City of Eden
Valley School District

300 North Lincoln, Room 201
Jerome, Idaho 83338

Jerome School District
Jerome Recreation District
College of Southern Idaho
Rainsdale Highway District
Jerome Highway District

discussed above, and any other modifications the Trustees request.

plan so that you might proceed swifly with its implementation.

cc: Mike Pepper
Dale Rosebrock



STATE OF TEXAS

LEGISLATIVE COUNCIL



JEROME EDUCATION SPECIFIC PLAN
CITIZENS COMMITTEE

Bryan E. Craig, Chairperson
Dr. Richard Allen
Janet Babcock
Debbie Bingham
L. Taylor Brown
Lavar Buttars

Wilma Jones
Jud King
Debra Klimes
Leon Klimes
Rob Lundgren
Tom Mahan

Charlie Correll

Kathy McNulty

Joan Edwards

Barbara Morales

Judy Freidmann
Ralph Freidmann
Richard Frey

Kent Rexroat
Terry Ruby
Mary Senecal

Jennie Gibson
Linda Gray
Wilson Gray
Darlene Hanks
Scott Jackson

Bill West
Sheryl West
Rob Williams

JEROME SCHOOL DISTRICT

COLLEGE OF SOUTHERN IDAHO

Jim Cobble
Mike Gibson

Dr. Joan E. Edwards

COLLEGE OF SOUTHERN IDAHO BOARD OF TRUSTEES

William E. Babcock
Donna Brizee

Steve Marshall
Carrol Matthews

Chris Gibson
Dr. Ron Hendrickson

Ann Reynolds
Dr. H. Thad Scholes

Dale Layne

Sandra Thompson

JEROME SCHOOL DISTRICT SPECIFIC PLAN

CONTENTS

<i>Section</i>	<i>Page</i>
Executive Summary	ES-1
I. Introduction	1
B. Overview of the Specific Plan	
II. General District and College Overview	2
A. Board of Trustees	2
1. Jerome School District	2
2. College of Southern Idaho	3
P. School Location and Facilities	3
1. Location	3
2. Jerome School District	8
3. College of Southern Idaho	8
III. Past Enrollment Trends	10
A. Total Enrollment Change	10
1. Jerome School District	12
2. College of Southern Idaho	12
B. Jerome Enrollment by Grade	14
2. Jerome Middle School	14
3. Jerome High School	15
C. Jerome School District Migrant Enrollment Trend	16
D. College of Southern Idaho Enrollment	17
A. Elementary School	
1. Jerome Middle School and Jerome High School	18
A. Jerome Elementary Schools	18
VI. Student Enrollment Forecast	20
B. Middle School or Junior High School Grade Configuration	
C. College of Southern Idaho	23

<i>Section</i>	<i>Page</i>
VII. <u>Funding, Budget, and Expenditures</u>	24
A. <u>Enrollment</u>	24
2. <u>College of Southern Idaho</u>	24
B. <u>Budget</u>	25
2. <u>College of Southern Idaho</u>	25
C. <u>Expenditure Per Student</u>	25
VIII. <u>School Facilities Needs Assessment</u>	26

TABLES

1	1980 - 1995 Jerome School District Enrollment Trend	10
6	1980 - 1995 Jerome School District Kindergarten and Elementary Enrollment Trend	14
7	1990 - 1994 Jerome Middle School Enrollment Trend	15
8	1990 - 1995 Jerome School District Senior High Enrollment Trend	16
15	1990 - 1995 Jerome School District Budget	25
17	1992 - 1995 Jerome School District Capital Expenditures	27

FIGURES

<i>Figure</i>		<i>Page</i>
ES-1	Jerome School District Boundaries	ES-3
1	Jerome County School Facilities	4

JEROME SCHOOL DISTRICT SPECIFIC PLAN

Executive Summary

recommendations,

formation for Jerome County residents and decision makers, and

- Prepare student enrollment forecasts.

Determining goals, objectives, and strategies, the Jerome Education Citizens

provide excellent educational opportunities for all society members,

efficient and contributing members in society.

Major findings from the strategic plan show that:

Levels of educational attainment in the city and county generally are lower than other Idaho residents.

- Student enrollment increased by nearly 30 percent from 1980 to 1995, but was not consistent over time or by grade.

- The number of Jerome County residents attending the College of Southern Idaho has

JEROME SCHOOL DISTRICT SPECIFIC PLAN

- Pupil per teacher ratios declined for elementary grades due to the addition of Horizon

in the district.

- Overcrowding is less severe at the elementary schools, with the recent addition of

Idaho maximum classroom size.

- Student per classroom standards are exceeded at the middle school. Overcrowding and smaller than standard classrooms are more prevalent in the "tin building" located apart from the Jerome Middle School.

- Jerome High School is the most crowded facility: thirty-six classes per day exceed

curriculum courses and still meet classroom size standards.

- The College of Southern Idaho has forecast that Jerome County resident enrollment at the

- While the school district's budget increased by greater than 50 percent over the last five years.

expenditure, and is classified as a low income district.

was needed to renovate existing school buildings in the district.

County Conservative Districts ES-1

785

795


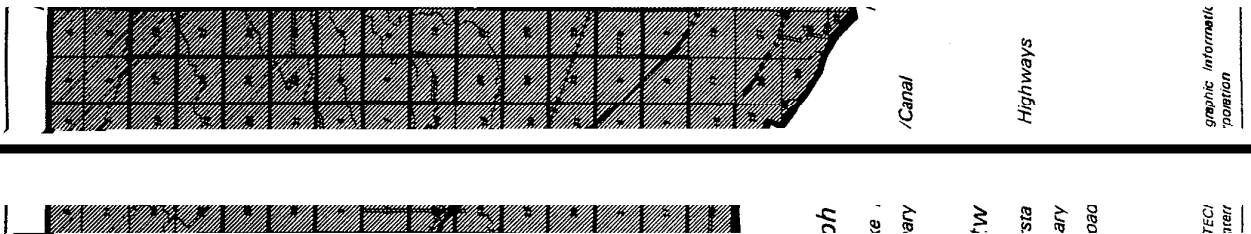
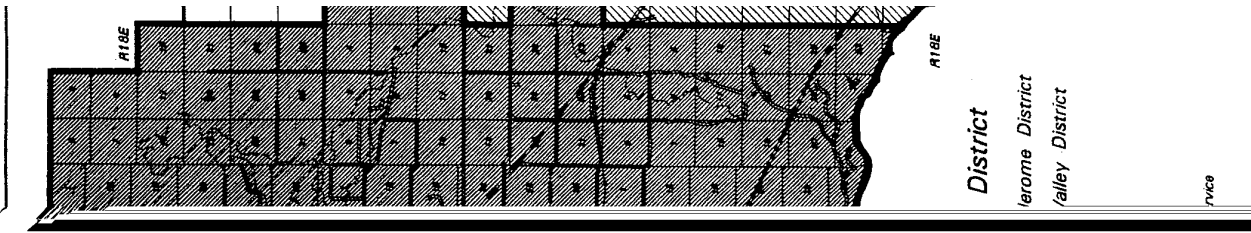
7105

Locator

December 1, 95



R20E	
25	26
27	28
29	30
31	32
33	34
35	36
37	38
39	40
41	42
43	44
45	46
47	48
49	50
51	52
53	54
55	56
57	58
59	60
61	62
63	64
65	66
67	68
69	70
71	72
73	74
75	76
77	78
79	80
81	82
83	84
85	86
87	88
89	90
91	92
93	94
95	96
97	98
99	100



77

78

graphic information

TEC/

discuss the Abi

JEROME SCHOOL DISTRICT SPECIFIC PLAN

A. Purposes of the Specific Plan

The purpose of this plan is to provide educational opportunities offered by the Jerome School District and the College of Southern Idaho to Jerome County residents.

Based on the current and projected conditions, strategies and

recommendations, the Board of Education has adopted the following mission statement:

*excellent educational opportunities for all county citizens, to allow them to be self-sufficient
and contributing members in society. This mission statement supports the Jerome School District*

We will effectively:

- Deal with at-risk youth
- Prepare students for the world of technology
- Provide self-reliance skills

The Jerome Education Citizens Committee mission statement also supports the College of Southern Idaho's mission statement adopted in 1993. Its mission is: *The College of Southern Idaho, a comprehensive community college, educates the diverse residents primarily of South*

Student enrollment forecasts also are a part of the plan

B. Overview of the Specific Plan

This plan includes a map of the school district, a map of the school district, and a general discussion of revenues.

JEROME SCHOOL DISTRICT SPECIFIC PLAN

district's capacity and current student enrollment is presented in Chapter Five.

Student enrollment forecasts are contained in Chapter Six. These forecasts are for each grade

Funding sources, the school district's budget, and expenditures per student have been analyzed in

Cost estimates to bring school facilities up to State of Idaho standards are presented in Chapter

citizens committees formed to identify issues and propose goals, objectives, and actions in

school district and colleges are contained in Chapter Eleven

II. General District and College Overview

A. Board of Trustees

1. Jerome School District

Idaho Code requires that each school district be governed by a board of trustees. In the Jerome county, elected for a term of three years.

The board of trustees is charged with the responsibility of providing an educational system to serve

JEROME SCHOOL DISTRICT SPECIFIC PLAN

According to state statute, the college board of trustees is authorized to: adopt rules and other professional, and nonprofessional persons; acquire and hold, and to dispose of real and personal property, and construct, repair, remodel, and remove buildings; contract for the acquisition, purchase or repair of buildings; dispose of real and personal property; issue general obligation or revenue bonds; acquire, hold, and dispose of, water rights; accept grants or gifts of

B. School Location and Facilities

1. Location

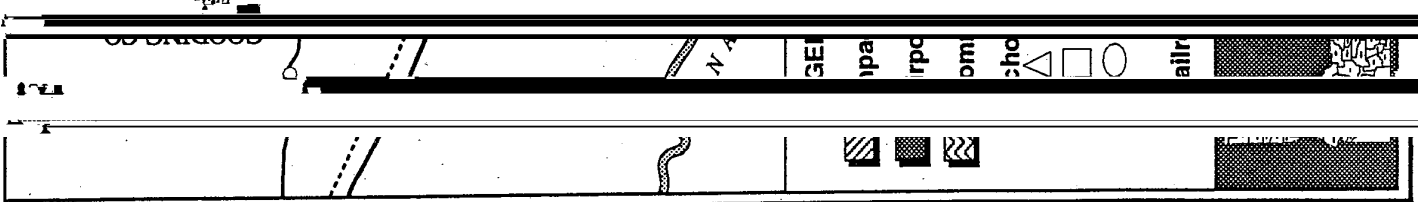
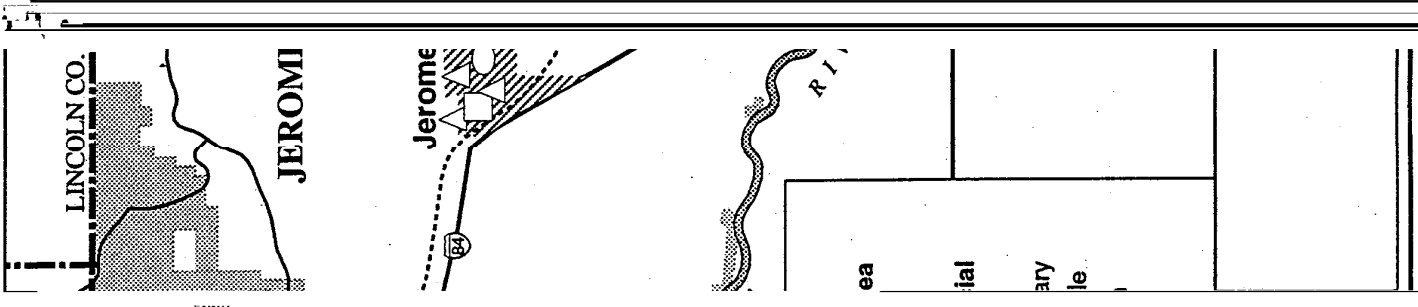
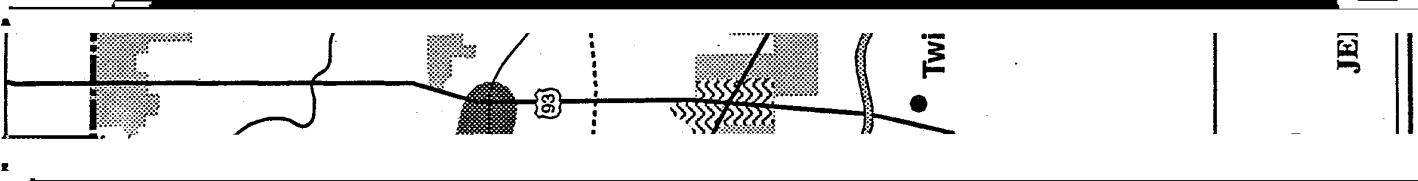
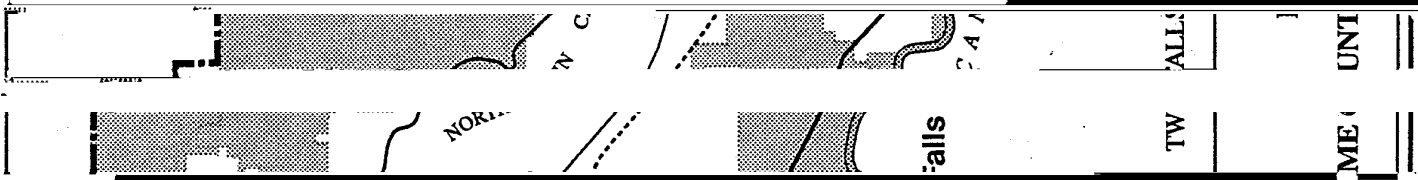

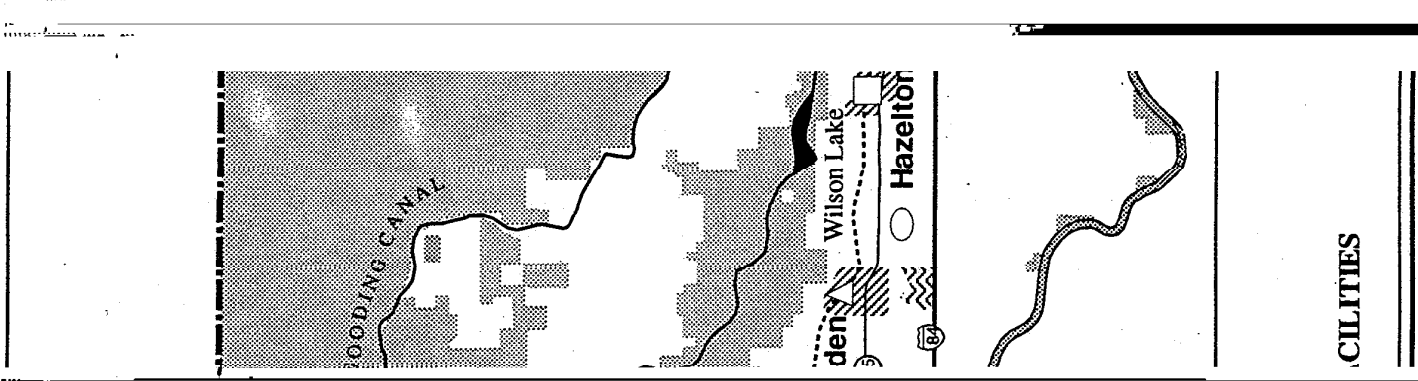
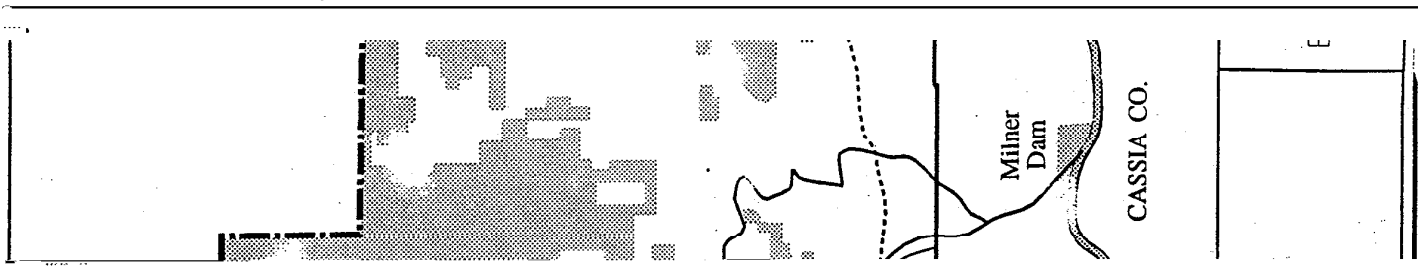

a. Jerome School District

The district includes the following schools: Jerome High School, Jerome Middle School, and a special purpose facility (Figure 1):

- Central Elementary, 311 North Lincoln
- Jefferson Elementary, 600 North Fillmore
- Jerome Middle School, 110 Six Avenue West
- Jerome High School, 104 Tiger Drive
- Washington Elementary School, 500 South Lincoln

b. College of Southern Idaho

The college is located on the northern outskirts of Twin Falls, Idaho. The college service area by



JEROME SCHOOL DISTRICT SPECIFIC PLAN

2. Facility Description

a. Jerome School District

Central Elementary School

Central Elementary School is located at 506 N. 1st Street, Jerome, Idaho. The original building was constructed in 1940 as Jerome High School, serving grades seven through twelve. In 1956, the building was converted to an elementary school serving grades one through six.

In 1985, a modular building was added to the school campus, providing three eighth grade classrooms. In 1986, a five classroom addition was built. The office area includes a secretary's area, a sick room, and the principal's office.

Jefferson Elementary School

Jefferson Elementary School is located at 422 N. 1st Street, Jerome, Idaho. The original building was built in 1956. A modular building containing two classrooms was added in 1982. A five classroom addition was built in 1988.

In addition to the classrooms, the building has a 378 square foot teacher's room with an office, a multi-purpose room, and a stage. The multi-purpose room is used for breakfast, lunch, physical education, and special activities.

Horizon Elementary School is located at 1002 N. 1st Street, Jerome, Idaho. It opened in 1977 to 805 students, grades kindergarten through six, in January of 1977. Horizon replaced Washington Elementary's kindergarten classrooms. In addition, six classrooms from Jefferson Elementary, grades four through six, were moved to Horizon Elementary.

Horizon Elementary has 26 regular classrooms, two resource classrooms, and one multiple purpose room. The building also includes a computer room and a cafeteria.

JEROME SCHOOL DISTRICT SPECIFIC PLAN

which seats 250 students. The structure also contains a library and multi-media center with a

which was built from the school itself and was built in 1990 and

Teacher Learning Center software programs. The library management system is Follet Unison. A very successful reading improvement software program in use is Accelerated Reading.

1. The school was built in 1927. In January of 1994 Washington

Education Program.

Jerome Middle School

during the late 1980's. In 1994, the two rooms were rebuilt into three classrooms to help satisfy

upstairs along with a small teacher's work area.

Jerome Senior High

technology building is scheduled for completion in the late fall of 1995. The school contains 36
school year.

The building contains a kitchen and cafeteria for food services, an auditorium, a library, and a

secretary

The teaching staff consists of 40.5 fulltime equivalency certified teachers. Seven of

through twelfth grades are located in the Jerome High School

College of Southern Idaho

53,000 square feet and is valued at over 6 million dollars.

In addition to traditional academic classroom buildings, the college also contains the Aspen

The college also maintains off-campus education centers for continuing education. The centers

JEROME SCHOOL DISTRICT SPECIFIC PLAN

I. Jerome School District

The Jerome School District adheres to a broad based curriculum that includes both basic skills and extensions of each curricular area. All curriculum is designed to produce productive citizens.

trustees. A Director of Curriculum supervises the review and revisions of kindergarten through twelve curriculum.

academic) also are provided.

Regular and academic programs are supplemented with special programs which include Jerome

2. College of Southern Idaho

The College of Southern Idaho provides academic opportunities in the traditional academic continuing education. It also offers and administers senior citizen programs.

The college meets two needs with academic education. Academic education provides the first two years of a four year degree for those students pursuing a four year degree. It also provides

The college's vocational education provides opportunities for those desiring training, retraining, or

JEROME SCHOOL DISTRICT SPECIFIC PLAN

Table 1: Jerome City, Jerome County, and State of Idaho Educational Attainment

	City	County	State
High school graduate	50.4%	55.3%	54.5%
Associate degree			
Graduate degree	3.4%	3.3%	5.3%

A. Total Enrollment Change

1. Jerome School District

From 1980 to 1985 student enrollment in the Jerome School District increased by almost 700

JEROME SCHOOL DISTRICT SPECIFIC PLAN

Table 2: 1980 - 1995 Jerome School District Enrollment Trend

Year	Enrollment #	New Additions	Dropouts/Transfers
1981	2,446	40	1.7%
1982	2,566	120	4.9%
1983	2,616	50	1.9%
1984	2,628	12	0.5%
1988	2,751	117	4.4%
1990	2,768	77	2.9%
1991	2,799	31	1.1%
1993	2,901	01	0.3%
1995	3,095	17	0.6%

Jerome School District # 261

Jerome School District officials speculated that a relationship exists between levels of student enrollment and economic activity in the community. A statistical test was run to determine the relationship between enrollment and total personal income.

A rating of zero means that no relationship exists between enrollment and economic activity.

JEROME SCHOOL DISTRICT SPECIFIC PLAN

indicators of student enrollment.

income relationship is 0.73.

TABLE 2.1 - Enrollment and Economic Indicators

Enrollment to Total Employment (1976 - 1993)	0.28
Enrollment to Manufacturing Employment (1976 - 1993)	0.47
Enrollment to Farm Income (1976 - 1993)	0.73
Enrollment to Total Income (1980 - 1993)	0.73

Sources: Intermountain Demographics
Jerome School District # 261
U.S. Department of Commerce

2. College of Southern Idaho

Student enrollment data is the number of students at end of term credit.

JEROME SCHOOL DISTRICT SPECIFIC PLAN

Table 4: 1990-1995 Enrollment Trends at the College of Southern Idaho

Fall, 1991	4,001	297	8.0%
Fall, 1990	3,704	199	7.6%
Fall, 1989	3,407	100	3.0%

The number of Jerome County residents attending the College of Southern Idaho has increased

Table 5: 1990-1995 Enrollment Trends at the College of Southern Idaho

	Jerome County	Non-Jerome County	Percentage Change
1990	259	-	-
1991	326	67	25.9%
1992	368	42	12.9%
1993	340	-28	-7.6%
1995	444	104	10.1%

Source: Intermountain Demographics

JEROME SCHOOL DISTRICT SPECIFIC PLAN

enrolled in non-credit courses, and the remaining two percent was enrolled in adult basic

Enrollment Data

1. Kindergarten and Elementary Schools

From 1980 to 1995, enrollment in the elementary school system increased by 357

Year	K	1st	2nd	3rd	4th	5th	6th	Total
1982	0	243	244	221	252	245	244	1,449
1983	0	265	234	245	217	229	238	1,428
1984	0	253	240	222	248	225	223	1,411
1985	0	302	229	236	219	249	206	1,441
1986	0	272	261	227	234	210	232	1,436
1987	0	251	244	210	217	220	200	1,342
1988	0	251	223	238	236	210	232	1,596
1989	206	251	223	238	236	210	232	1,596
1990	215	224	222	228	221	228	210	1,656
1991	243	221	225	237	212	255	273	1,666

Sources: Intermountain Demographics
Jerome School District # 261

2. Jerome Middle School

From 1980 to 1995, enrollment in the middle school system increased by 140

percent (Table 1). Total enrollment and enrollment gains were nearly the same for each grade.

JEROME SCHOOL DISTRICT SPECIFIC PLAN

Table 2.1 Middle School Enrollment Trends

1981	201	191	392
1982	204	223	427
1983	229	200	429
1984	233	218	451
1985	266	268	534
1986	266	268	534
1987	221	206	427
1988	199	215	414
1989	225	187	412
1990	219	228	447
1991	236	211	447
1992	243	213	456
1993	274	243	517
1994	264	271	535
1995	266	268	534

Enrollment increased gradually from 1980 to 1985, when it reached 435 students. An

enrollment decrease occurred in 1986, when it declined to 435 students.

Enrollment in the middle school has increased rapidly since the 1991 decline. The largest

3. Jerome High School

Enrollment in the high school has increased rapidly since the 1991 decline. The largest gain occurred in 1992, when 771 students attended high school. Another large increase occurred in 1994, when enrollment reached 866 students. Student enrollment for the 1995-1996 school year is 892 students as of September 30, 1995.

Year	9th	10th	11th	12th	Total
1980	185	181	172	177	715
1981	180	180	104	150	690
1982	184	183	172	151	690
1983	247	165	178	169	759
1984	237	202	162	165	766

1985	200	190	150	100	640
------	-----	-----	-----	-----	-----

1989	206	167	149	161	683
1990	187	190	163	145	604

1994	258	221	198	189	866
1995	277	238	201	176	892

Sources: Intermountain Demographics
Jerome School District # 261

C. Jerome School District Migrant Enrollment Trend

Migrant student enrollment was not tracked by the district from 1980 through 1989. (Migrant

Table 9: 1990 - 1995 Jerome School District Migrant Enrollment

Year	Migrant Enrollment	Number of Classes	Percentage Change
1991 - 1992	119	-10	-7.8%
1993 - 1994	211	51	31.9%

Jerome School District # 261

JEROME SCHOOL DISTRICT SPECIFIC PLAN

D. College of Southern Idaho Student Ethnicity

The total number of racial minority students has increased at the College of Southern Idaho from 1975 to 1995. In 1975, minority enrollment had increased to 375 students and was almost nine percent of total student enrollment. In 1995, minority enrollment had increased to 240 students and was almost five percent of total student enrollment.

Student Ethnicity	1990 Number	1990 Percent	1995 Number	1995 Percent
Alaskan/Native American	6	0.7%	58	1.3%
Black	19	0.5%	21	0.5%
Hispanic	110	3.0%	240	5.5%
TOTAL	3,704	100.0%	4,338	100.0%

Sources: Intermountain Demographics

IV. Classroom Size

A. Elementary School

Table 1.1 Classroom size decreased in all grades, with the greatest reduction in the third

Table 1.2 Classroom size decreased in all grades, with the greatest reduction in the third

JEROME SCHOOL DISTRICT SPECIFIC PLAN

Table 11: 1990 - 1995 Elementary Students Per Classroom

Year	K	1st	2nd	3rd	4th	5th	6th	Average
1990	20.0	22.4	24.2	29.8	30.5	30.0	31.0	26.7

1995	22.1	17.7	20.5	22.7	26.5	25.5	27.2	24.0
------	------	------	------	------	------	------	------	------

Sources: Intermountain Demographics
Jerome School District # 261

DISCUSSION

students in 1990, to 24.4 students in 1995. High school classroom size increased from 19.5 students per classroom in 1990 to 22.3 students per classroom in 1995. That gain in size was attributed to an 28.5 percent enrollment increase and a fixed number of classrooms.

second and third grades is 26 students, while the maximum for grades four through eight is 32

space per student. Modern classroom standards require 900 square feet for elementary, middle, and high schools.

Jerome Elementary Schools

Elementary school student overcrowding has been cited with the addition of 20 regular classrooms at Horizon Elementary in 1994. However, indications of overcrowding are present at

JEROME SCHOOL DISTRICT SPECIFIC PLAN

middle school classrooms also are housed at Central Elementary.

All regular classrooms at Horizon Elementary contain 900 square feet. None of the classrooms exceed state enrollment standards. However, four of the six third grade classrooms have

At Jefferson Elementary, three-fourths of the classrooms (15 of 20) are smaller than 900 square feet. Two kindergarten classes exceed state maximum enrollment standards.

One of the major concerns for middle school students is that enrollment is split between the

Two of the eighth grade classrooms in the "tin building" exceed state students per classroom

Eliminating the "tin building" classrooms

C. Jerome High School

The high school is the most crowded facility. Thirty six classes per day contain more students

33) contain less than 900 square feet.

To offer an enriched core curriculum, the high school classrooms guidelines the

JEROME SCHOOL DISTRICT SPECIFIC PLAN

VI. Student Enrollment Forecast

A. Jerome School District

In this portion of the strategic plan, student enrollment is forecast for school years beginning in 1996, 1997, 1998, 1999, and 2000. Forecasts are made for each grade and aggregated to

Example) is multiplied by a "survival" factor (1.017) to determine the number of students in the

process is repeated for each grade for each forecast year.

Duplicating the number of kindergarten students entering the system for the first time is a more

2) Forecasting the number of five year-olds in Jerome County for the forecast period, using infant survival rates,

7) All 1996-2000 kindergarten forecasts based on birth rates by the 1995

Jerome School District Specific Plan

8) Verifying the 2000 kindergarten enrollment forecast to previous kindergarten to population

A 12 percent increase in total student enrollment is forecast for the Jerome School

enrollment of 3,095 to 3,464 students in the 2000 school year, an increase of 367 students.

	1005-	1006-	1007-	1008-	1009-	2000-
Grade	1996	1997	1998	1999	2000	2001
Kindergarten	243	246	257	273	267	258
First	221	260	263	274	292	285
Third	237	234	234	274	278	290
Fourth	212	247	244	243	286	289
Fifth	255	219	255	251	251	295
Sixth	273	259	222	259	255	255
Eighth	268	269	275	261	224	200
Tenth	238	260	268	269	275	261
Twelfth	176	187	202	220	227	228
Total	3,095	3,182	3,267	3,352	3,417	3,464

A relatively small gain is forecast for kindergarten enrollment. It is expected to increase by about 15 students, or slightly more than a six percent gain. Enrollment is greatest in the 1998 to 1999 school year, with 273 students.

JEROME SCHOOL DISTRICT SPECIFIC PLAN

is forecast to decrease slightly in the sixth grade. It is forecast to increase in the seventh grade.

High school enrollment is forecast to increase from 950 students in 1996 to 978 students in the 2000 school year, a three percent gain.

High school enrollment is forecast to increase from 576 students in 1997 to 603 students in the 2000 school year, a five percent gain.

High school enrollment is forecast to increase from 802 students in 1995 to 878 students in the 2000 school year, a nine percent gain.

High school student enrollment patterns are forecast to increase from 1997 to 2000, a five percent gain.

High school enrollment is forecast to increase from 802 students in 1995 to 878 students in the 2000 school year, a nine percent gain.

High school enrollment is forecast to increase from 802 students in 1995 to 878 students in the 2000 school year, a nine percent gain.

20 students, a gain of 20 percent.

High school enrollment is forecast to increase from 802 students in 1995 to 878 students in the 2000 school year, a nine percent gain.

High school enrollment is forecast to increase from 802 students in 1995 to 878 students in the 2000 school year, a nine percent gain.

High school enrollment is forecast to increase from 802 students in 1995 to 878 students in the 2000 school year, a nine percent gain.

High school enrollment is forecast to increase from 802 students in 1995 to 878 students in the 2000 school year, a nine percent gain.

High school enrollment would increase by three percent from 950 students in 1996 to 978 in the 2000 school year.

High school enrollment is forecast to increase from 802 students in 1995 to 878 students in the 2000 school year, a nine percent gain.

y wa

JEROME SCHOOL DISTRICT SPECIFIC PLAN

TABLE 13 - Enrollment Projections

			<i>Junior High</i>		
1996	544	950	650	681	
1998	480	1,020	710	739	
2000	511	910	700	737	

Source: Intermountain Demographics

C. College of Southern Idaho

Enrollment forecasts prepared by the College of Southern Idaho show that the number of Jerome County residents attending the college will increase from 495 students in 1996, to 762 students in 2000 (Table 14). That represents about an 11 percent average annual increase.

Table 14: 1996 - 2000 Jerome County Enrollment Forecasts at the College of Southern Idaho

<i>School Year</i>	<i>Jerome County Enrollment</i>
1996	495
1997	551
1998	614
1999	684
2000	762

Source: Intermountain Demographics

JEROME SCHOOL DISTRICT SPECIFIC PLAN

A. Funding

While the amount of state funding represents a large portion of the school district's total budget, the amount of state funding allocated to the district is greater than the percentage of state funding allocated to other school districts in the state. This imbalance occurred in five of the last six school years.

Most of the district's 2000-2001 fiscal budget was about 1.1 million to 1.7 million dollars from 1999-2004. The will levy or amount of market value

2. College of Southern Idaho

Capital funding for buildings is provided by the state through recommendations to the Permanent Building Fund Council from the Idaho Board of Education. The legislature appropriates funds

JEROME SCHOOL DISTRICT SPECIFIC PLAN

B. Budget

1. Jerome School District

The district's budget reached slightly more than \$10 million in school year 1995 to 1996, an increase of slightly greater than 50 percent since the 1990 - 1991 school year (Table 15).

School Year	Budget
1990 - 1991	\$6,804,604
1991 - 1992	\$6,827,600
1992 - 1993	\$7,264,858
1993 - 1994	\$7,609,271
1994 - 1995	\$10,438,123
1995 - 1996	\$10,482,925

Source: Intermountain Demographics
Jerome School District # 261

The legislature changed the state funding formula to bring the

2. College of Southern Idaho

The college's budget for the year ending June 30, 1995 was \$19,226,965. Its fund balance was \$3,093,775 at that same time.

C. Enrollment

Total district expenditures increased by more than 15 percent from the 1990 school year to the

1995 school year.

Expenditure per student increased by nearly 20 percent from the 1993-1994 to the 1994-1995

Table 16-1000-1005 Local School District Expenditure Per Student

Year	Total Expenditure	Per Student
1991 - 1992	\$7,035,629	\$2,626
1993 - 1994	\$8,024,247	\$2,862
1994 - 1995	\$8,400,000	\$3,000

In 1992, the district received a grant of \$2,782,000, or 26 percent of the

VIII. STATE-LEVEL NEEDS ASSESSMENT

district in the State. That assessment included structural condition inspections and facility capacity analysis. Cost estimates also were prepared to modernize facilities in each district. At

Nearly two million dollars was needed for improvements at Jerome High School. Central

JEROME SCHOOL DISTRICT SPECIFIC PLAN

Jefferson Elementary	\$369,302
Washington Elementary	\$364,568
TOTAL	\$4,879,571

IX. Issue Identification

ones facing the school district:

A. Education Programs

- Any new programs would require new facilities, or better use of existing facilities.
- Vocational education programs must be expanded.
- Programs should be initiated for talented and gifted students. These programs could include

- The feasibility of an alternative school should be examined.

The College of Southern Idaho should accept credits for similar courses offered by other

JEROME SCHOOL DISTRICT SPECIFIC PLAN

- ~~Partnerships should be developed between students and parents, and between teachers and the~~

- Partnerships should be developed between students and parents, and between teachers and the

D. Education Facilities

- The physical and functional adequacy of current facilities should be assessed.

~~Partnerships should be developed between students and parents, and between teachers and the~~

- A new facility would be needed if the junior high concept is adopted. The district currently ~~does not have the funds to construct any new schools.~~

- ~~Current facilities must be expanded to offer courses in high technology.~~

- ~~Current facilities also should be expanded to offer more courses for talented and gifted.~~

- ~~Partnerships should be developed between students and parents, and between teachers and the~~

- ~~A feeling of community concern for school district issues must be generated.~~

C. Higher Education

- ~~Communication about the availability of current courses needs to be improved.~~

~~Partnerships should be developed between students and parents, and between teachers and the~~

JEROME SCHOOL DISTRICT SPECIFIC PLAN

- Higher education mentorship to disadvantaged students should be encouraged.

Articulation with alternative schools should be continued

- Articulation with private schools should be explored.

_____ off _____ for higher education level courses.

- An expanded middle school or junior high school would be needed to make room for college

so that students do not have to start over in college.

Vocational and technical education programs are needed at the high school level

Jerome education citizen's committee Mission Statement:

Jerome School District Mission Statement:

We will effectively

- Deal with *at-risk students*
- Prepare students for the world of technology
- Prepare students for global issues

College of Southern Idaho Mission Statement:

The College of Southern Idaho, a comprehensive community college, educates the diverse

Education Programs

Objective:

Actions:

- Solicit feedback from parents and community on school issues
- Educate educators about benefits of parental involvement
- Increase personal contact between parents and educators

Recognition of teacher excellence

Publicity of special activities

Actions:

Involve community and businesses in the development of curriculum

Actions:

Provide career exploration at all levels

Provide career exploration at all levels

Objective:

Make all students successful

Goal: Accommodate individual differences

Objective:

Provide developmental opportunities for all students

Actions:

Provide enrichment opportunities

Improve programs to all levels TAG (talented and gifted)

Accurately assess of student ability and achievement levels

Allow flexibility in curriculum

Allow flexibility in delivery options (i.e., Alternative School)

Allow flexibility in hours of operation

Facilities

Goal: Provide facilities that will meet present and future educational standards of

Objective:

Assess facilities to determine if they meet 1005-06 student population

Actions:

Determine the number of programs that do not have adequate facilities

Perform maintenance and repair

Evaluate state and federal building requirements to determine degree of compliance

Review state accreditation standards

Develop guidelines for maintenance and use of buildings

Determine the number of buildings that do not have adequate facilities (i.e., year round schools)

JEROME SCHOOL DISTRICT SPECIFIC PLAN

Goal: Decide facilities that will be needed in the future for the

community (continued)

Objective:

Assess the needs of the community for the future.

Actions:

Is funding adequate for new as well as existing systems?

Incorporate economic data into projections

Implement the plan for the future.

Analyze local options

Best possible structure for the money

Objective:

Determine the best structure for the money.

Action:

Determine the best structure for the money.

Higher Education

Goal: Increase opportunities for high school students to take advanced course work

Objectives:

Coordinate with CSI to implement the teachers program

Determine advanced placement needs

advanced placement

Determine the best structure for the money.

JEROME SCHOOL DISTRICT SPECIFIC PLAN

Communicate with 4-year institutions to bring bachelors and graduate level degree programs to the magic valley

Objective:
Communicate with 4-year institutions community needs for advanced degrees

Policies:
Survey community
Send letters / survey results

Objectives:
Establish partnership between higher education and at-risk students

Offer short course in "how to go to college" (orientation)

XI. Recommendations

A. Jerome School District

The Jerome Education Citizens Committee is concerned that the school facilities and their long term adequacy are a concern. The Jerome Education Citizens Committee supports the research of the Jerome School District Needs Assessment Committee. Funding to

- districts and the State of Idaho. This would enable Jerome School District to provide adequate, safe classrooms for its students.
2. The Jerome Education Citizens Committee recommends that the Jerome School District develop a long range building needs and develop appropriate plans to increase school facilities to accommodate enrollment and program changes.
 3. The Jerome Education Citizens Committee recommends that the Jerome School District establish and continue creating public support for the school district

JEROME SCHOOL DISTRICT SPECIFIC PLAN

4. The Jerome Education Citizens Committee encourages the Jerome School District to
provide professional development opportunities for teachers and administrators to enhance the long-term success

of the district and maintain enhancement materials that improve student

5. The Jerome Education Citizens Committee recommends that the Jerome School District

years. The committee suggests that the dropout rate be reduced by promoting involvement and success for all students.

6. The Jerome Education Citizens Committee recommends that the Jerome School District

systems, and their compliance with safety, building code requirements and periodic structural improvements.

7. College of Southern Idaho

College of Southern Idaho on Jerome County residents

This draft Jerome Education Specific Plan was prepared as part of the Jerome Joint
Advisory Commission Planning Process by Science Applications International

SCIENTECH, INC.

Photographs from Front Cover

From Top to Bottom:

Washington Elementary - Built 1937. Source: Jubilee Supplement of the North Side
News June 20, 1957

COLLEGE OF



BUSINESS OFFICE

COLLEGE OF SOUTHERN IDAHO

EXECUTIVE SESSION
SATURDAY
FEBRUARY 17, 1996

TAYLOR ADMINISTRATION BUILDING
PRESIDENT'S BOARDROOM

715 FALLS AVENUE

IDAHO CODE OF 2045 (S) FOR THE PURPOSE OF DISCUSSING

JOHN M. MASON
SECRETARY/TREASURER

Building south entrance.