

Chair Keegan  
Board Room

Board of Trustees  
Bob Keegan, Chair

CALL TO ORDER

Chair Keegan

2:30 p.m. / President

RECONVENE ON CAMPUS

Agenda Minutes

Jeff Harmon

the diverse needs of the  
communities we serve.

16, 2018

Head Start (Early Head Start Report)

Approved


Jeff Harmon


consistent delivery  
interpretation,  
articulation,  
implementation and

Action Items - None

Information Items

1. CSLI Early Childhood





www.csu.edu  
www.csu.edu  
www.csu.edu

www.csu.edu

www.csu.edu

www.csu.edu

www.csu.edu

www.csu.edu

www.csu.edu

www.csu.edu

www.csu.edu

www.csu.edu

www.csu.edu

www.csu.edu

www.csu.edu

www.csu.edu

www.csu.edu

www.csu.edu

www.csu.edu

www.csu.edu

www.csu.edu

www.csu.edu

www.csu.edu

www.csu.edu

www.csu.edu

www.csu.edu

www.csu.edu

www.csu.edu

www.csu.edu

www.csu.edu

www.csu.edu

www.csu.edu

www.csu.edu

www.csu.edu

www.csu.edu

www.csu.edu

www.csu.edu

www.csu.edu

www.csu.edu

www.csu.edu

www.csu.edu

www.csu.edu

www.csu.edu

www.csu.edu

www.csu.edu

**APPROVAL OF AGENDA FOR 2018**

unanimous.

**OPEN FORUM: None**

**UNFINISHED BUSINESS**

and his answer at public or family events. There are also  
several protected schol

ative vote. Under the bylaws, each trustee has

for the State Board

CSF Trustees

May 21, 2018

Dear

*[Handwritten signature]*

Secretary/Treasurer

*[Handwritten signature]*

Media and Visitors  
Scott V. Clure

General Fund VTD Report

VTD: 1718

County Tuition	13,907,632.93	13,762,569.00	1,439,063.93
State Tuition	(20,556,304.75)	(21,797,279.72)	1,240,974.97

Other Support	265,110.88	4,300,115.00	\$4,601,122.07	7.00%	\$5,121,400.00	85.00%	277.70	10.60%
---------------	------------	--------------	----------------	-------	----------------	--------	--------	--------

Other Support	265,110.88	4,300,115.00	\$4,601,122.07	7.00%	\$5,121,400.00	85.00%	277.70	10.60%
---------------	------------	--------------	----------------	-------	----------------	--------	--------	--------

Other Support	265,110.88	4,300,115.00	\$4,601,122.07	7.00%	\$5,121,400.00	85.00%	277.70	10.60%
---------------	------------	--------------	----------------	-------	----------------	--------	--------	--------

Other Support	265,110.88	4,300,115.00	\$4,601,122.07	7.00%	\$5,121,400.00	85.00%	277.70	10.60%
---------------	------------	--------------	----------------	-------	----------------	--------	--------	--------



# Proxy Voting Summary for April 2016

Account Name	Shares	Percentage
BlackRock	1,000,000	10.0%
State Street	800,000	8.0%
Wellington	600,000	6.0%
Financial Research	400,000	4.0%
Capital Research	300,000	3.0%
Other	1,700,000	17.0%

As of the record date, the following table shows the percentage of shares owned by each of the top 10 shareholders.

Shareholder Name	Number of Shares	Percentage of Total Shares
BlackRock	1,000,000	10.0%
State Street	800,000	8.0%
Wellington	600,000	6.0%
Financial Research	400,000	4.0%
Capital Research	300,000	3.0%
Other	1,700,000	17.0%

The following table shows the percentage of shares owned by each of the top 10 shareholders as of the record date.

Shareholder Name	Number of Shares	Percentage of Total Shares
BlackRock	1,000,000	10.0%
State Street	800,000	8.0%
Wellington	600,000	6.0%
Financial Research	400,000	4.0%
Capital Research	300,000	3.0%
Other	1,700,000	17.0%

The following table shows the percentage of shares owned by each of the top 10 shareholders as of the record date.

Shareholder Name	Number of Shares	Percentage of Total Shares
BlackRock	1,000,000	10.0%
State Street	800,000	8.0%
Wellington	600,000	6.0%
Financial Research	400,000	4.0%
Capital Research	300,000	3.0%
Other	1,700,000	17.0%

The following table shows the percentage of shares owned by each of the top 10 shareholders as of the record date.

Shareholder Name	Number of Shares	Percentage of Total Shares
BlackRock	1,000,000	10.0%
State Street	800,000	8.0%
Wellington	600,000	6.0%
Financial Research	400,000	4.0%
Capital Research	300,000	3.0%
Other	1,700,000	17.0%

The following table shows the percentage of shares owned by each of the top 10 shareholders as of the record date.



	2018	2017	2016	2015
REVENUE	\$ 5,021,376.00	\$ 3,964,400.41	\$ 1,294,849.08	\$ 3,736,596.00
EXPENSES				
OPERATING EXPENSES				
DEPRECIATION				
INSTRUCTION				
ADMINISTRATIVE				
PLANT				
STUDENT SERVICES				
RESEARCH				
OTHER				
NON-OPERATING EXPENSES				
INVESTMENT				
OTHER				
NET REVENUE				
NET EXPENSES				
NET SURPLUS				
NET DEFICIT				

Notes to Financial Statements

1. Description of the College of Southern Idaho and its operations.

2. Accounting policies.

3. Revenue recognition.

4. Expense recognition.

5. Depreciation and amortization.

6. Investment in plant and equipment.

7. Contingencies.

8. Related party transactions.

9. Commitments and contingencies.

10. Financial instruments and risk management.

11. Fair value measurements.

12. Subsequent events.

	2018	2017	2016	2015
ASSETS				
CURRENT ASSETS				
CASH				
RECEIVABLES				
INVENTORY				
OTHER CURRENT ASSETS				
NON-CURRENT ASSETS				
PROPERTY, PLANT, AND EQUIPMENT				
INVESTMENTS				
OTHER NON-CURRENT ASSETS				
LIABILITIES				
CURRENT LIABILITIES				
ACCOUNTS PAYABLE				
DEFERRED REVENUE				
OTHER CURRENT LIABILITIES				
NON-CURRENT LIABILITIES				
LONG-TERM DEBT				
OTHER NON-CURRENT LIABILITIES				
EQUITY				
NET SURPLUS				
NET DEFICIT				

TOTAL MONTHLY FINANCIAL REPORT

STATE OF MISSISSIPPI

STATE OF MISSISSIPPI

STATE OF AREA TRAVEL

EQUIPMENT

SUPPLIES

CONTRACTUAL

REPAIRS

15,709.80

\$ 17,562.00 \$ 254.09 \$ 2,262.20

15,709.80

REPAIRS

REPAIRS

REPAIRS

REPAIRS

REPAIRS

REPAIRS


REPAIRS

REPAIRS

REPAIRS

REPAIRS

998 Washington St.



*Jeffrey M. ...*

Jeffrey M. ...

Administrative



PHYS. 201

PHYSICS 201

PHYSICS 201 is a course in classical mechanics. It covers the topics of kinematics, dynamics, energy, and momentum. The course is designed for students who have completed a first-year physics course and are interested in pursuing a degree in physics or engineering.

The course is divided into several units. The first unit covers kinematics, including the study of motion in one and two dimensions. The second unit covers dynamics, including the study of forces and Newton's laws of motion. The third unit covers energy and momentum, including the study of work, energy, and the conservation of energy and momentum.

The course is taught by Professor [Name]. The course is held in the Physics Department at the University of Southern Idaho.

PHYSICS 201

