

Community College Survey of Student Engagement

College of Southern Idaho

2014 Key Findings

Table of Contents

| | |
|--|---|
| Key Findings: A Starting Point | 2 |
| Benchmarks of Effective Educational Practice | 3 |
| Aspects of Highest Student Engagement | 4 |
| Aspects of Lowest Student Engagement | 5 |
| 2014 <i>CCSSE</i> Special-Focus Items | 6 |
| <i>CCFSSE</i> | 8 |

Key Findings: A Starting Point

The Key Findings report provides an entry point for reviewing results from your administration of the 2014 Community College Survey of Student Engagement (*CCSSE*). The report provides college-specific data in an easy-to-share format including benchmark comparisons between the college, top-performing colleges, and the *CCSSE* cohort. It also highlights aspects of highest and lowest student engagement at the college, as well as results from five of the *CCSSE* special-focus items on promising educational practices. Select faculty survey data are also highlighted.

In each annual administration, *CCSSE* has included special-focus items to allow participating colleges and national researchers to delve more deeply into areas of student experience and institutional performance of great interest to the field. The 2014 special-focus items are part of an ongoing national research project focused on community college students' participation in a defined collection of promising practices for which there is emerging evidence of effectiveness in strengthening student learning, persistence, and attainment. This work will link data from the *CCSSE* special-focus items; related items on the faculty survey (*CCFSSE*), which explore the extent of faculty members' use of the identified promising practices in their teaching; and institutional data collected from the Community College Institutional Survey (*CCIS*) that address questions about how these promising practices are implemented across varied institutions.

Benchmarks of Effective Educational Practice

The *CCSSE* benchmarks are groups of conceptually related survey items that address key areas of student engagement. The five benchmarks denote areas that educational research has shown to be important to students' college experiences and educational outcomes. Therefore, they provide colleges with a useful starting point for looking at institutional results and allow colleges to gauge and monitor their performance in areas that are central to their work. In addition, participating colleges have the opportunity to make appropriate and useful comparisons between their performance and that of groups of other colleges.

Performing as well as the national average or a peer-group average may be a reasonable initial aspiration, but it is important to recognize that these averages are sometimes unacceptably low. Aspiring to match and then exceed high-performance targets is the stronger strategy.

Community colleges can differ dramatically on such factors as size, location, resources, enrollment patterns, and student characteristics. It is important to take these differences into account when interpreting benchmark scores—especially when making institutional comparisons. The Center for Community College Student Engagement has adopted the policy “Responsible Uses of *CCSSE* and *SENSE* Data,” available at www.ccsse.org.

CCSSE uses a three-year cohort of participating colleges in all core survey analyses. The current cohort is referred to as the 2014 *CCSSE* Cohort (2012-2014) throughout all reports.

Figure 2

CCSSE Benchmarks

€ Active and Collaborative Learning

Students learn more when they are actively involved in their education and have opportunities to think about and apply what they are learning in different settings. Through collaborating with others to solve problems or master challenging content, students develop valuable skills that prepare them to deal with real-life situations and problems.

€ Student Effort

Students' own behaviors contribute significantly to their learning and the likelihood that they will successfully attain their educational goals.

€ Academic Challenge

Challenging intellectual and creative work is central to student learning and collegiate quality. These survey items address the nature and amount of assigned academic work, the complexity of cognitive tasks presented to students, and the rigor of examinations used to evaluate student performance.

€ Student-Faculty Interaction

In general, the more contact students have with their teachers, the more likely they are to learn effectively and to persist toward achievement of their educational goals. Through such interactions, faculty members become role models, mentors, and guides for continuous, lifelong learning.

€ Support for Learners

Students perform better and are more satisfied at colleges that provide important support services, cultivate positive relationships among groups on campus, and demonstrate commitment to their success.

For further information about *CCSSE* benchmarks, please visit www.ccsse.org.

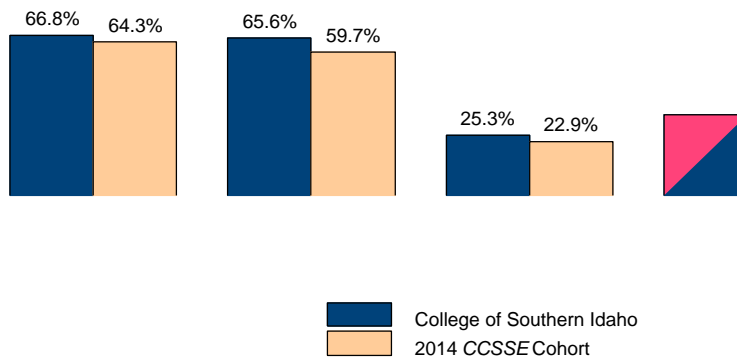
Aspects of Highest Student Engagement


Benchmark scores provide a manageable starting point for reviewing and understanding *CCSSE* data. One way to dig more deeply into the benchmark scores is to analyze those items that contribute to the overall benchmark score. This [redacted] the five items across all benchmarks (excluding those for which means are not calculated) on which the college scored highest and the five items on which the college scored lowest relative to the 2014 *CCSSE* Cohort.

The items highlighted on pages 4 and 5 reflect the largest differences in mean scores between the institution and the the 2014 *CCSSE* Cohort. While examining these data, keep in mind that the selected items may not be those that are most closely aligned with the college's goals; thus, it is important to review all institutional reports on the *CCSSE* online reporting system at www.ccse.org.

Figure 3 displays the aggregated frequencies for the items on which the college performed most favorably relative to the 2014 *CCSSE* Cohort. For instance, 66.8% of College of Southern Idaho students, compared with 64.3% of other students in the cohort, responded *often* or *very often* on item 4k. It is important to note that some colleges' highest scores might be lower than the cohort mean.

Figure 3





2014 CCSSE Special-Focus Items

The Center adds special-focus items to *CCSSE* each year to augment the core survey, helping participating colleges and the field at large to further explore fundamental areas of student engagement. The 2014 special-focus items continue to elicit new information about students' experiences associated with promising educational practices such as early registration, orientation, freshman seminars, organized learning communities, and student success courses. Frequency results from the first five promising practices items for your college and the *CCSSE* promising practices respondents are displayed across pages 6 and 7.

Figure 5: During the current term at this college, I completed registration before the first class sessions(s).

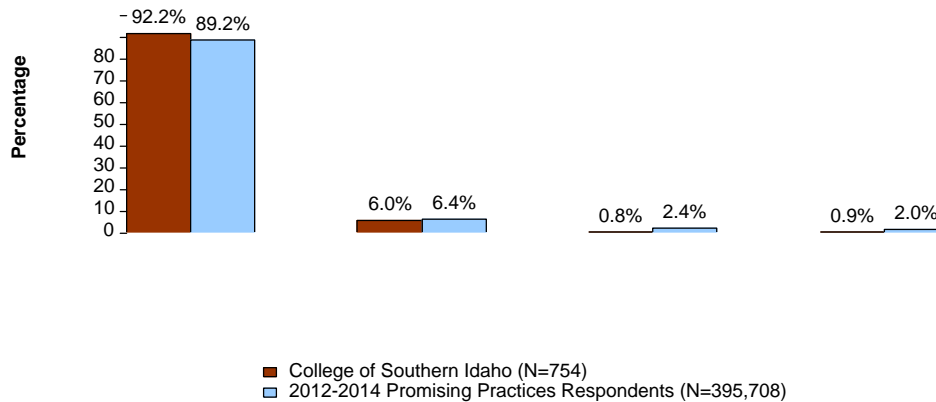


Figure 7: During my first term at this college, I participated in a structured experience for new students (sometimes called a "freshman seminar" or "first-year experience").

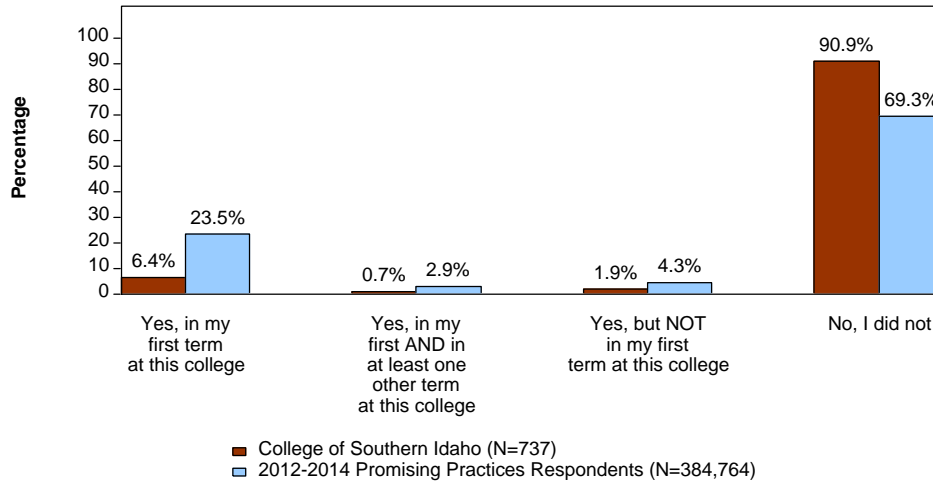


Figure 8: During my first term at this college, I enrolled in an organized "learning community" (two or more courses that a group of students take together).

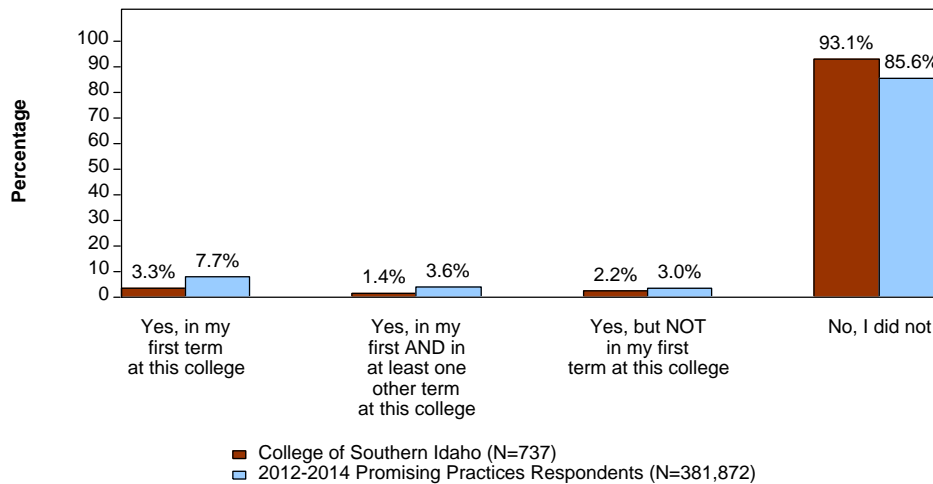
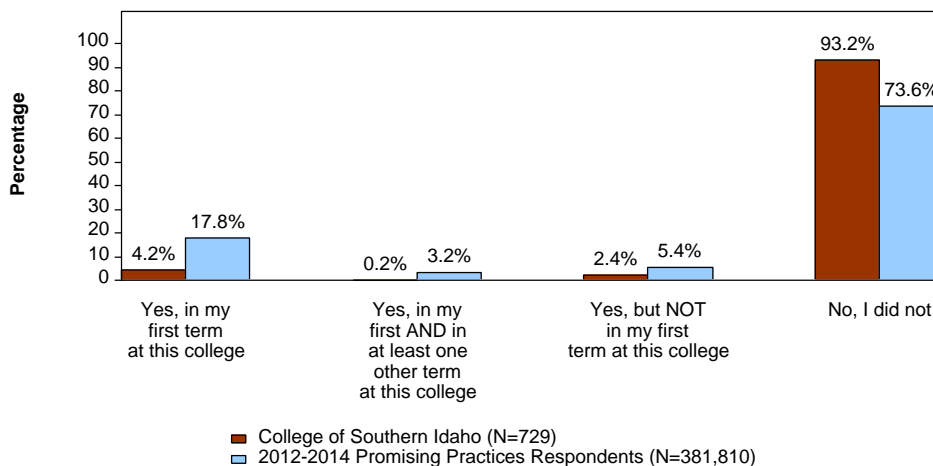


Figure 9: During my first term at this college, I enrolled in a student success course (such as a student development, extended orientation, student life skills, or college success course).



CCFSSE

The Community College Faculty Survey of Student Engagement (CCFSSE) results displayed below reveal the proportion of full- and part-time faculty members that are involved in teaching or facilitating organized 'learning communities' (two or more courses that a group of students take together), structured experiences for new students (sometimes called a 'freshman seminar' or 'first-year experience'), and student success courses (such as a student development, extended orientation, study skills, student life skills, or college success courses). Additionally, these results can be viewed alongside the corresponding CCSSE special-focus item results featured on page 7 to reveal a more complete picture of how students and faculty are participating in the same promising practices. **For colleges that did not administer CCFSSE, cohort respondent data are provided.**

Figure 10: During the current academic year at this college, have you been involved in teaching or facilitating a(n)

