



# 2021-22 College of Southern Idaho

## Common Data Set for External Publication Surveys

Direct Questions to: Terry Woodland  
Phone: 208-732-6241  
Email: [twoodland@csi.edu](mailto:twoodland@csi.edu)

6/14/2022

- A. General Information
- B. Enrollment and Persistence
- C. First-Time, First-Year Admission
- D. Transfer Admission
- E. Academic Offerings and Policies
- F. Student Life
- G. Annual Expenses
- H. Financial Aid
- I. Instructional Faculty and Class Size
- J. Degrees Conferred



**A1 Address Information**

Name of College/University:	College of Southern Idaho
Mailing Address:	PO Box 1238
City/State/Zip/Country:	Twin Falls, ID 83303
Street Address (if different):	315 Falls Ave
City/State/Zip/Country:	Twin Falls, ID 83301
Main Phone Number:	208-733-9554
WWW Home Page Address:	<a href="http://www.csi.edu">www.csi.edu</a>
Admissions Phone Number:	208-732-6221
Admissions Toll-Free Phone Number:	800-680-0274 Idaho and Nevada
Admissions Office Mailing Address:	PO Box 1238
City/State/Zip/Country:	Twin Falls, ID 83303
Admissions Fax Number:	
Admissions E-mail Address:	<a href="mailto:admissions@csi.edu">admissions@csi.edu</a>

**A2**

- X Public
- Private (nonprofit)
- Proprietary

**A3 Classify your undergraduate institution:**

- X Coeducational college
- Men's college
- Women's college

**A4 Academic year calendar:**

- X Semester
- Quarteter

## B. ENROLLMENT AND PERSISTENCE

### B1 Institutional Enrollment - Men and Women

Provide numbers of students for each of the following categories as of the institution's official fall reporting date or as of **October 15, 2021**.

- Note: Report students formerly designated as "first professional" in the graduate cells. For information on

	FULL-TIME		PART-TIME	
	Men	Women	Men	Women
<b>Undergraduates</b>				
Degree-seeking, first-time freshmen	281	416	118	239
Other first-year, degree-seeking				
All other degree-seeking	398	636	404	1,058
<b>Total degree-seeking</b>	<b>679</b>	<b>1,052</b>	<b>522</b>	<b>1,297</b>
All other undergraduates enrolled in credit courses	28	62	1,713	2,574
<b>Total undergraduates</b>	<b>707</b>	<b>1,114</b>	<b>2,235</b>	<b>3,871</b>
<b>Graduate</b>				
Degree-seeking, first-time				
All other degree-seeking				
All other graduates enrolled in credit courses				
<b>Total graduate</b>	<b>0</b>	<b>0</b>	<b>0</b>	<b>0</b>
<b>Total all students</b>	<b>707</b>	<b>1,114</b>	<b>2,235</b>	<b>3,871</b>
Total all undergraduates	7,927			
Total all graduate	0			
<b>GRAND TOTAL ALL STUDENTS</b>	<b>7,927</b>			

### B2 Enrollment by Racial/Ethnic Category.

Provide numbers of undergraduate students for each of the following categories as of the institution's official fall reporting date or as of **October 15, 2021**.

- Include international students only in the category "Nonresident aliens."
- Complete the "Total Undergraduates" column only if you cannot provide data for the first two columns.
- Report as your institution reports to **EDUIS**: persons who are Hispanic should be reported only on the Hispanic line, not under any race, and persons who are non-Hispanic multi-racial should be reported only under "Two or more races."


	Degree-Seeking First-Time First Year	Degree-Seeking Undergraduates (include first-time first-year)	Total Undergraduates (both degree- and non-degree-seeking)
Nonresident aliens	29	88	93
Hispanic/Latino	316	1,033	1,673
Black or African American, non-Hispanic	13	51	75
White, non-Hispanic	636	2,190	5,192
American Indian or Alaska Native, non-Hispanic	6	20	36
Asian, non-Hispanic	11	35	73
Native Hawaiian or other Pacific Islander, non-Hispanic	6	13	24
Two or more races, non-Hispanic	19	69	161
Race and/or ethnicity unknown	18	51	600
<b>TOTAL</b>	<b>1,054</b>	<b>3,550</b>	<b>7,927</b>

### Persistence


### B3 Number of degrees awarded by your institution from **July 1, 2020, to June 30, 2021**.

Certificate/diploma	303
Associate degrees	947
Bachelor's degrees	1
Postbachelor's certificates	
Master's degrees	
Post-Master's certificates	
Doctoral degrees – research/scholarship	
Doctoral degrees – professional practice	
Doctoral degrees – other	

**B4-B21: Graduation Rates**




- A** Initial 2015 cohort of first-time, full-time, bachelor's (or equivalent) degree-seeking undergraduate students
- B** Of the initial 06.68 422.71 , Tf 74.16 h'



**A** Initial 2014 cohort of first-time, full-time, bachelor's (or equivalent) degree-seeking undergraduate students

0



hort, after adjusting for  
0.82 Tf-0.0163or



**B22. Retention Rates**

88

- The initial cohort may be adjusted for students who departed for the following reasons:
  - \* Death
  - \* Permanent Disability
  - \* Service in the armed forces
  - \* Foreign aid service of the federal government
  - \* Official church missions
  - \* No other adjustments to the initial cohort should be made.

**B22** For the cohort of all full-time bachelor's (or equivalent) degree-seeking undergraduate students who entered your institution as freshmen in Fall 2020 (or the preceding summer term), what percentage was enrolled at your institution as of the date your institution calculates its official enrollment in Fall 2021.

---

**C1-C2: Applications**

---

**C4 Does your institution require or recommend a general college-preparatory program for degree-seeking students?**

- Require
- Recommend
- Neither require nor recommend

**C5 Distribution of high school units required and/or recommended.** Specify the distribution of academic

	Units Required	Units Recommended
Total academic units		
English		
Mathematics		
Science		
Of these, units that must be lab		
Foreign language		
Social studies		
History		
Academic electives		
Computer Science		
Visual/Performing Arts		
Other ( <i>specify</i> )		

**C6-C7: Basis for Selection**

**C6** Do you have an open admission policy, under which virtually all secondary school graduates or students with

- Open admission policy as described above for all students
- Open admission policy as described above for most students, but--
  - selective admission for out-of-state students
  - selective admission to some programs
  - other (explain):

**C7 Relative importance of each of the following academic and nonacademic factors in your first-time,**

	Very Important	Important	Considered	Not Considered
<b>Academic</b>				
Rigor of secondary school record				X
Class rank				X
Academic GPA				X
Standardized test scores				X
Application Essay				X
Recommendation(s)				X
<b>Nonacademic</b>				
Interview				X
Extracurricular activities				X
Talent/ability				X
Character/personal qualities				X
First generation				X
Alumni/ae relation				X
Geographical residence				X
State residency				X
Religious affiliation/commitment				X
Racial/ethnic status				X
Volunteer work				X
Work experience				X
Level of applicant's interest				X



**C8: SAT and ACT Policies**

**Entrance exams**

	Yes	No
Does your institution make use of SAT, ACT, or SAT Subject Test scores in <b>admission</b> decisions for first-time, first-year, degree-seeking applicants?		X

**C8A** If yes, place check marks in the appropriate boxes below to reflect your institution's policies

	<b>Require</b>	<b>Recommend</b>	<b>ADMISSION Require for Some</b>	<b>Consider if Submitted</b>	<b>Not Used</b>
<input type="checkbox"/> SAT or ACT					X
<input type="checkbox"/> ACT Only					X
<input type="checkbox"/> SAT Only					X
<input type="checkbox"/> SAT and SAT Subject Tests or ACT					X
<input type="checkbox"/> SAT Subject Tests					X

**C8B**

ACT with writing required  
 ACT with writing recommended  
 ACT with or without writing accepted

**C8B**

**C8C** Please indicate how your institution will use the SAT or ACT essay component; check all that apply.

	<b>SAT essay</b>	<b>ACT essay</b>
<input type="checkbox"/> For admission		
<input type="checkbox"/> For placement		
<input type="checkbox"/> For advising	X	X
<input type="checkbox"/> In place of an application essay		
<input type="checkbox"/> As a validity check on the application process		
<input type="checkbox"/> No college policy as of now		
<input type="checkbox"/> Not using essay component		

**C8D**

Yes  
 No

**C8E**

**C8F**

**C8G**

- X SAT
- X SAT Subject Tests
- X AP
- X CLEP
- X Institutional Exam
- State Exam (specify):

**C9-C12: Freshman Profile**

**C9**

	Percent	Number
Submitting SAT Scores		
Submitting ACT Scores		



Score Range	SAT Composite
1400-1600	
1200-1399	
1000-1199	
800-999	
600-799	
400-599	
Totals should = 100%	0.00%

Score Range	ACT Composite	ACT English	ACT Math
30-36			
24-29			
18-23			
12-17			
6-11			
Below 6			
Totals should = 100%	0.00%	0.00%	0.00%

**C10 Percent of all degree-seeking, first-time, first-year (freshman) students who had high school class**

Assessment	Percent
Percent in top tenth of high school graduating class	
Percent in top quarter of high school graduating class	
Percent in top half of high school graduating class	
Percent in bottom half of high school graduating class	
Percent in bottom quarter of high school graduating class	
Percent of total first-time, first-year (freshmen) students who submitted	

Top half +  
bottom half = 100%

**C11 Percentage of all enrolled, degree-seeking, first-time, first-year (freshman) students who had high**

Score Range	Percent
Percent who had GPA of 4.0	
Percent who had GPA between 3.75 and 3.99	
Percent who had GPA between 3.50 and 3.74	
Percent who had GPA between 3.25 and 3.49	
Percent who had GPA between 3.00 and 3.24	
Percent who had GPA between 2.50 and 2.99	
Percent who had GPA between 2.0 and 2.49	
Percent who had GPA between 1.0 and 1.99	
Percent who had GPA below 1.0	
Totals should = 100%	0.00%

**C12 Average high school GPA of all degree-seeking, first-time, first-year (freshman) students who submitted GPA:**

Percent of total first-time, first-year (freshman) students who submitted high school GPA:

0.00%
0.00%

**C13-C20: Admission Policies**

**C13 Application Fee**

If your institution has waived its application fee for the Fall 2022 admission cycle please select no.

	Yes	No
Does your institution have an application fee?	<input type="checkbox"/>	<input checked="" type="checkbox"/>

Amount of application fee:

	Yes	No
Can it be waived for applicants with financial need?	<input type="checkbox"/>	<input type="checkbox"/>

If you have an application fee and an on-line application option, please indicate policy for students who apply on-line:

X	Same fee Free Reduced		Yes	No
	<b>Can on-line application fee be waived for applicants with financial need?</b>		<input type="checkbox"/>	<input type="checkbox"/>

**C14 Application closing date**

	Yes	No
Does your institution have an application closing date?	<input checked="" type="checkbox"/>	<input type="checkbox"/>

	Date
Application closing date (fall)	8/14
Priority Date	

<b>C15 Are first-time, first-year students accepted for terms other than the fall?</b>	Yes	No
	<input checked="" type="checkbox"/>	<input type="checkbox"/>

**C16 Notification to applicants of admission decision sent (fill in one only)**

X	On a rolling basis beginning (date):
<input type="checkbox"/>	By (date):
<input type="checkbox"/>	Other:

**C17 Reply policy for admitted applicants (fill in one only)**

<input type="checkbox"/>	Must reply by (date):	
X	No set date	
<input type="checkbox"/>	Must reply by May 1st or within	_____ weeks if notified thereafter
<input type="checkbox"/>	Other:	

Deadline for housing deposit (MMDD):                      Fall 7/01, Spring 12/01  
 Amount of housing deposit:                                      \$150.00

Refundable if student does not enroll?

- Yes, in full
- Yes, in part
- No

Common Data Set 2021-2022

**C18 Deferred admission**

Yes

No

X

**C19 Early admission of high school students**

Yes

No

X

**C20 Common Application:**



**D1-D2: Fall Applicants**

		Yes	No
<b>D1</b>		X	
		X	

**D2**

	<b>Applicants</b>	<b>Admitted Applicants</b>	<b>Enrolled Applicants</b>
Men			82
Women			171
<b>Total</b>	<b>0</b>	<b>0</b>	<b>253</b>



	Yes	No
<b>D10</b> Does an open admission policy, if reported, apply to transfer students?	X	

**D11** Describe additional requirements for transfer admission, if applicable:

**D12-D17: Transfer Credit Policies**

**D12** Report the lowest grade earned for any course that may be transferred for credit: D

<b>D13</b> Maximum number of credits or courses that may be transferred from a two-year institution:	Number	Unit Type
--	--------	-----------

<b>D14</b> Maximum number of credits or courses that may be transferred from a four-year institution:	Number	Unit Type
---	--------	-----------

<b>D15</b> Minimum number of credits that transfers must complete at your institution to earn an associate degree:	12
--	----

<b>D16</b> Minimum number of credits that transfers must complete at your institution to earn a bachelor's degree:	26
--	----

**D17** Describe other transfer credit policies:

**D18-D22: Military Service Transfer Credit Policies**

**D18** Does your institution accept the following military/veteran transfer credits:

	Yes	No
American Council on Education (ACE)	X	
College Level Examination Program (CLEP)	X	
DANTES Subject Standardized Tests (DSST)	X	

<b>D19</b> Maximum number of credits or courses that may be transferred based on military education evaluated by the American Council on Education (ACE):	Number	Unit Type
	Joint Service Transcripts are reviewed and depending on the degree program; up to 28 credits can be applied towards electives and wellness	

<b>D20</b> Maximum number of credits or courses that may be transferred based on Department of Defense supported prior learning assessments (College Level Examination Program (CLEP) or DANTES Subject Standardized Tests (DSST)):	Number	Unit Type
	1/4 of credits required for a certificate or degree	

<b>D21</b>	Yes	No
		X

**D22** Describe other military/veteran transfer credit policies unique to your institution:

Students are allowed to petition certain military credit through department chairs. For example, a military medic could petition military credit/experience to gain credit towards a degree program.

**E. ACADEMIC OFFERINGS AND POLICIES**

**E1 Special study options:** Identify those programs available at your institution. Refer to the glossary for definitions.

<input type="checkbox"/>	Accelerated program
<input type="checkbox"/>	Cooperative education program
<input type="checkbox"/>	Cross-registration
<input checked="" type="checkbox"/>	Distance learning
<input type="checkbox"/>	Double major
<input checked="" type="checkbox"/>	Dual enrollment
<input checked="" type="checkbox"/>	English as a Second Language (ESL)
<input type="checkbox"/>	Exchange student program (domestic)
<input type="checkbox"/>	External degree program
<input checked="" type="checkbox"/>	Honors Program
<input checked="" type="checkbox"/>	Independent study
<input checked="" type="checkbox"/>	Internships
<input type="checkbox"/>	Liberal arts/career combination
<input type="checkbox"/>	Student-designed major
<input type="checkbox"/>	Study abroad
<input checked="" type="checkbox"/>	Teacher certification program
<input checked="" type="checkbox"/>	Weekend college
<input type="checkbox"/>	Other (specify):

**E2 Has been removed from the CDS.**

**E3 Areas in which all or most students are required to complete some course work prior to graduation:**

<input checked="" type="checkbox"/>	Arts/fine arts
<input type="checkbox"/>	Computer literacy
<input checked="" type="checkbox"/>	English (including composition)
<input type="checkbox"/>	Foreign languages
<input type="checkbox"/>	History
<input checked="" type="checkbox"/>	Humanities
<input checked="" type="checkbox"/>	Mathematics
<input type="checkbox"/>	Philosophy
<input checked="" type="checkbox"/>	Sciences (biological or physical)
<input checked="" type="checkbox"/>	Social science
<input checked="" type="checkbox"/>	Other (describe):

COMMUNICATION, GNED, WELLNESS



**F1**

	First-time, first-year (freshman) students	Undergraduates
	9%	8%
	n/a	n/a
	n/a	n/a
	19%	10%
Percent who live off campus or commute	63%	63%
Percent of students age 25 and older	8%	31%
Average age of full-time students	19	22
Average age of all students (full- and part-time)	20	24

**F2**

- X Campus Ministries
- X Choral groups
- X Concert band
- X Dance
- X Drama/theater
- X
- X Jazz band
- X Literary magazine
- Marching band
- Model UN
- X Music ensembles
- Musical theater
- Opera
- X Pep band
- Radio station
- X Student government
- Student newspaper
- Student-run film society
- X Symphony orchestra
- Television station
- Yearbook

**F3 ROTC**

	On Campus	At Cooperating Institution
--	-----------	----------------------------

Army ROTC is offered:

Naval ROTC is offered:

Air Force ROTC is offered: iv)-23(e)-6(of)-6(f)-7(-)-7(c)-7i6(ion)on R1(ned,(paper)]-6(hous)o )d(st-)]TJ-7(ut)--588 aampus8S7( (TU7(s)D)3(rE7( (N)3(rT LI)5(FE5

**F4**

- X Coed dorms
- Men's dorms
- Women's dorms
- X
- X
- Fraternity/sorority housing
- Cooperative housing
- Theme housing
- X Wellness housing
- Other housing options



**G6 Undergraduate per-credit-hour charges (tuition only):**

PRIVATE INSTITUTIONS:	
PUBLIC INSTITUTIONS:	
In-district:	\$140.00
In-state (out-of-district):	\$190.00
Out-of-state:	\$285.00
NONRESIDENT ALIENS:	\$285.00



1. Non-need institutional grants
2. Non-need tuition waivers
3. Non-need athletic awards
4. Non-need federal grants
5. Non-need state grants

**Aid Awarded to Enrolled Undergraduates**

**H1** Enter total dollar amounts **awarded** to enrolled full-time and less than full-time degree-seeking undergraduates (**using the same cohort reported in CDS Question B1, “total degree-seeking” undergraduates**) in the following categories.

2021-2022  
estimated      2020-2021 Final

Which needs-analysis methodology does your institution use in awarding institutional aid? **(Formerly H3)**

- Federal methodology (FM)
- Institutional methodology (IM)
- Both FM and IM

	Need-based (Include non-need-based aid use to meet need.)	Non-need-based (Exclude non-need-based aid use to meet need.)
<b>Scholarships/Grants</b>		
<b>Federal</b>		
<b>State</b> all states, not only the state in which your institution is located		
<b>Scholarships/grants from external sources</b> (e.g. Kiwanis, National Merit) not awarded by the college		
<b>Total Scholarships/Grants</b>	<b>\$0</b>	<b>\$0</b>
<b>Self-Help</b>		
Student loans from all sources (excluding parent loans)		
Federal Work-Study		
State and other (e.g., institutional) work-study/employment (Note: Excludes Federal Work-Study captured above.)		
<b>Total Self-Help</b>	<b>\$0</b>	<b>\$0</b>
<b>Parent Loans</b>		
<b>Tuition Waivers</b>		
Note: Reporting is optional. Report tuition waivers in this row if you choose to report them. Do not report tuition waivers elsewhere.		
<b>Athletic Awards</b>		

H2

- **Do NOT include any aid related to the CARES Act or unique to the COVID-19 pandemic.**

	First-time Full-time Freshmen	Full-time Undergrad (Incl. Fresh)	Less Than Full-time Undergrad
<b>A</b> Number of degree-seeking undergraduate students (CDS Item B1 if reporting on Fall 2021 cohort)			
<b>B</b> Number of students in line <b>a</b> who applied for need-based financial aid			
<b>C</b> Number of students in line <b>b</b> who were determined to have financial need			
<b>D</b> Number of students in line <b>c</b> who were awarded any financial aid			
<b>E</b> Number of students in line <b>d</b> who were awarded any need-based scholarship or grant aid			
<b>F</b> Number of students in line <b>d</b> who were awarded any need-based self-help aid			
<b>G</b> Number of students in line <b>d</b> who were awarded any non-need-based scholarship or grant aid			
<b>H</b> Number of students in line <b>d</b> whose need was fully met (exclude PLUS loans, unsubsidized loans, and private alternative loans)			

Common Data Set 2021-2022

- I On average, the percentage of need that was met of students who were awarded any need-based aid. Exclude any aid that was awarded in excess of need as well as any resources that were awarded to replace EFC (PLUS loans, unsubsidized loans, and private alternative loans)
- J The average financial aid package of those in line d. Exclude any resources that were awarded to replace EFC (PLUS loans, unsubsidized loans, and private alternative loans)
- K Average need-based scholarship and grant award of those in line e
- L Average need-based self-help award (excluding PLUS loans, unsubsidized loans, and private alternative loans) of those in line f
- M Average need-based loan (excluding PLUS loans, unsubsidized loans, and private alternative loans) of those in line f who were awarded a need-based loan

H2A

	First-time Full-time Freshmen	Full-time Undergrad (Incl. Fresh.)	Less Than Full-time Undergrad
N Number of students in line a who had no financial need and who were awarded institutional non-need-based scholarship or grant aid (exclude those who were awarded athletic awards and tuition benefits)			
O Average dollar amount of institutional non-need-based scholarship and grant aid awarded to students in line n			
P Number of students in line a who were awarded an institutional non-need-based athletic scholarship or grant			
Q Average dollar amount of institutional non-need-based athletic scholarships and grants awarded to students in line p			

Include:

- 2021 undergraduate class: all students who started at your institution as first-time students and received a bachelor's degree between July 1, 2020 and June 30, 2021.

H4



Any loan program: Federal Perkins, Federal Stafford  
Subsidized and Unsubsidized, institutional, state,  
A private loans that your institution is aware of, etc.  
Include both Federal Direct Student Loans and Federal  
Family Education Loans.

Federal loan programs: Federal Perkins, Federal  
Stafford Subsidized and Unsubsidized. Include both  
B Federal Direct Student Loans and Federal Family  
Education Loans.

C Institutional loan programs.

D State loan programs.

E











## J. Disciplinary areas of DEGREES CONFERRED

### J1 Degrees conferred between July 1, 2020 and June 30, 2021

For each of the following discipline areas, provide the percentage of diplomas/certificates, associate, and bachelor's degrees awarded. To determine the percentage, use majors, not headcount (e.g., students with one degree but a double major will be represented twice). Calculate the percentage from your institution's IPEDS Completions by using the sum of 1st and 2nd majors for each CIP code as the numerator and the sum of the Grand Total by 1st Majors and the Grand Total by 2nd major as the denominator. If you prefer, you can compute the percentages using 1st majors only.

Category	Diploma/Certificates	Associate	Bachelor's	CIP 2020 Categories to Include
Agriculture	3.0%	6.0%	100.0%	01
Natural resources and conservation	0.7%			03
Architecture				04
Area, ethnic, and gender studies				05
Communication/journalism		0.2%		09
Communication technologies				10
Computer and information sciences	7.3%	2.2%		11
Personal and culinary services	1.7%	1.5%		12
Education	0.3%	4.3%		13
Engineering		0.7%		14
Engineering technologies	5.3%	3.1%		15
Foreign languages, literatures, and linguistics		0.7%		16
Family and consumer sciences	3.0%	0.5%		19
Law/legal studies				22
English		0.8%		23
Liberal arts/general studies	3.0%	24.9%		24
Library science		0.7%		25
Biological/life sciences		1.6%		26
Mathematics and statistics		0.6%		27
Military science and military technologies				28 & 29
Interdisciplinary studies		0.5%		30
Parks and recreation				31
Philosophy and religious studies				38
Theology and religious vocations				39
Physical sciences		0.2%		40
Science technologies				41
Psychology		1.1%		42
Homeland Security, law enforcement, firefighting, and protective services	4.0%	4.2%		43
Public administration and social services		1.2%		44
Social sciences	5.0%	1.8%		45
Construction trades	0.7%			46
Mechanic and repair technologies	5.9%	3.5%		47
Precision production	8.3%	1.0%		48
Transportation and materials moving				49
Visual and performing arts		1.6%		50
Health professions and related programs	45.5%	27.2%		51
Business/marketing	6.6%	9.3%		52
History		0.4%		54
<b>Other</b>				
<b>TOTAL (should = 100%)</b>	<b>100.00%</b>	<b>100.00%</b>	<b>100.00%</b>	



## Common Data Set 2019-2020

**Credit hour:** A unit of measure representing an hour (50 minutes) of instruction over a 15-week period in a semester or trimester system or a 10-week period in a quarter system. It is applied toward the total number of hours needed for completing the requirements of a degree, diploma, certificate, or recognized postsecondary credential.

**Cross-registration:** A system whereby students enrolled at one institution may take courses at another institution without having to apply to the second institution.

**Deferred admission:** The practice of permitting admitted students to postpone enrollment, usually for a period of one academic term or one year.

**Degree:** An award conferred by a college, university, or other postsecondary education institution as official recognition for the successful completion of a program of studies.

**Degree-seeking students:** Students enrolled in courses for credit who are recognized by the institution as seeking a degree or recognized postsecondary credential. At the undergraduate level, this is intended to include students enrolled in vocational or occupational programs.

**Differs by program (calendar system):** A calendar system classification that is used by institutions that have occupational/vocational programs of varying length. These schools may enroll students at specific times depending on the program desired. For example, a school might offer a two-month program in January, March, May, September, and November; and a three-month program in January, April, and October.

**Diploma:** See **Postsecondary award, certificate, or diploma.**

**Distance learning:** An option for earning course credit at off-campus locations via cable television, internet, satellite classes, videotapes, correspondence courses, or other methods.

## Common Data Set 2019-2020

**Grade-point average (academic high school GPA):** The sum of grade points a student has earned in secondary school divided by the number of courses taken. The most common system of assigning numbers to grades counts four points for an A, three points for a B, two points for a C, one point for a D.

*At Least 2 But Less Than 4 Academic Years:* Requires completion of an organized



Common Data Set 2019-2020

**Unit:** a standard of measurement representing hours of academic instruction (e.g., semester credit, quarter credit, clock hour).

**Undergraduate:** A student enrolled in a four- or five-year degree program, an associate degree program, or a vocational or technical program below the baccalaureate.

**\*Veteran's counseling:** Helps veterans and their dependents obtain benefits for their selected program and provides certifications to

**\*Visually impaired:** Any person whose sight loss is not correctable and is sufficiently severe as to adversely affect educational performance.

**Volunteer work (as admission factor):** Special

Common Data Set 2019-2020

**Non-need-based self-help aid:** Loans and jobs from institutional, state, or other sources for which a student need not demonstrate financial need to qualify.

**Work study and employment:** Federal and state work study aid, and